

User Manual

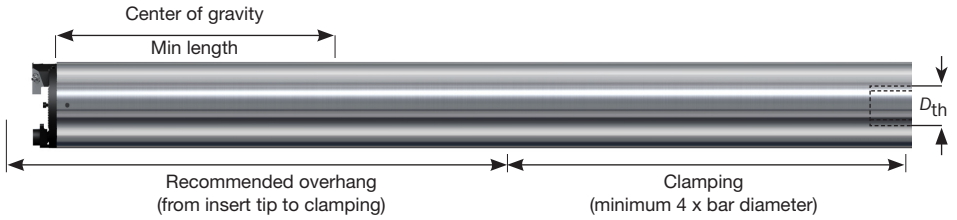
CoroTurn® SL quick change



Listen to the Silence



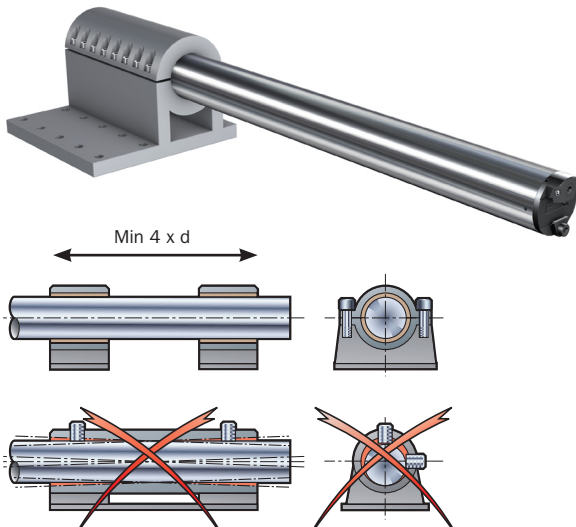
Product Data



Article	Rec. Overhang	D_{th}	Min rec. clamping length	Center of gravity	Weight kg	Max load (with SL) N	Max ^{*)} torque Nm	Max temp C	Min length
570-3C 80 880	0-560	G3/4"	320	440	32	7000	510	75	360
570-3C 80 1200	0-800	G3/4"	320	605	44	7000	510	75	360
570-3C 100 1100	0-700	G3/4"	400	540	65	8000	700	75	415
570-3C 100 1500	0-1000	G3/4"	400	750	88	8000	700	75	415
570-3C 120 1900-80R/L	840-1200	G3/4"	480	940	150	8000	700	75	Contact salesman
570-3C 150 2400-80R/L	1050-1500	G3/4"	600	1180	250	8000	800	75	Contact salesman
570-3C 200 3200-80R/L	1400-2000	G1"	800	1600	600	8000	1900	75	Contact salesman
570-3C 250 4000-80R/L	1750-2500	G1"	1000	1950	1000	8000	4000	75	Contact salesman
A570-3C D48 33	0-560	G3/4"	12"(305)	410	28	7000	510	75	630
A570-3C D48 45	0-800	G3/4"	12"(305)	565	38	7000	510	75	630
A570-3C D64 44	0-700	G3/4"	16"(406.4)	560	70	8000	700	75	415
A570-3C D64 60	0-1000	G3/4"	16"(406.4)	760	93	8000	700	75	415
A570-3C D80 75R/L	890-1200	G3/4"	20"(508)	930	155	8000	700	75	Contact salesman
A570-3C D96 95R/L	1065-1500	G3/4"	24"(609.6)	1170	265	8000	800	75	Contact salesman
A570-3C D128 126R/L	1420-2000	G1"	32"(812.8)	1600	635	8000	1900	75	Contact salesman
A570-3C D160 157R/L	1780-2500	G1"	40"(1016)	1975	1035	8000	4000	75	Contact salesman

^{*)} Max moment in SL-coupling

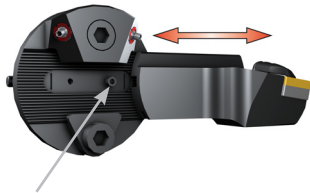
Clamping



4 screw holes for mounting counter weight (bars from $\varnothing 150\text{mm}$)

Balancing the tool post. Contact your local salesman for information.

Mounting of CoroTurn SL quick change cutting unit



Stop screw for adjustment (right style)



Max f_1 dimension mark (right- style)

30Nm

f_1 adjustment screw



Coolant outlet Open/Close



Center-height setting



Flats for center high setting

Alternatively, use serrations for center high setting


Flats for center high setting



Tailstock center



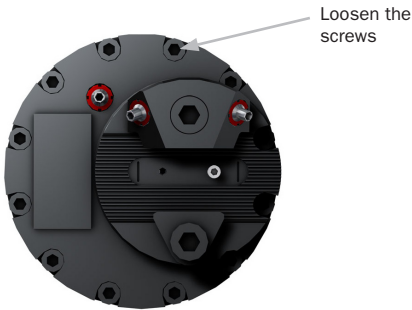
Center high stick



Spirit level

Bars from Ø120 mm - Ø180 mm

Right or left style. Contact your salesman to order new front if you have to change the cut direction.




Easy to change front.

Bars from Ø200 mm



Right or left style, Turn the bar or the front 180 degrees.



Adaptors



With quick change



Shank holder

Lifting



The bars are packed in solid box. To lift the bar out from the box straps will be located near the centre of gravity (Bars from Ø120 mm).

Head office:

AB Sandvik Coromant
SE-811 81 Sandviken, Sweden
www.coromant.sandvik.com

© AB Sandvik Coromant 2008.08



Your success in focus